

GALVANISED CHASER BINS

15 CUBIC METRES (Approximately 12 Ton)



CHASSIS
BIN BODY
AXLES
TYRES
PTO DRIVE

Manufactured from Heavy Duragal Channel and RHS

Manufactured from 1.6 mm Galvanised butt welded sheet steel

Axles are NEW heavy duty 10 stud

Mounted on 2000 x 20 Bombers or 24.5x32 14 ply Tractor Tyres

With slip clutch, 540 RPM drive, Heavy Duty Gearbox.

Hydraulic drive also available (If sufficient oil supply)

TRACTOR
DISCHARGE AUGER

Any average farm Tractor is suitable for driving augers

12" Auger. Fitted with hydraulic raise & lower. Discharge rate up to 50 bags (4 ton) per minute.

DISCHARGE HEIGHT
BIN HEIGHT
DISCHARGE AUGER
AUGER CHUTE

4.75m irrespective of tyres

3.2m irrespective of tyres.

Hydraulic ram controlled shut off door over auger flight

Hydraulic Folding Chute standard on all bins

Other Chaser Bins in Our Range



22.5 M³ Approximately 18 Ton
Bin Fixed Axle



30 M³ Approximately 25 Ton Bin
Fixed Axle



30 M³ Approximately 25 Ton Bin
Rocker & Steering Axle



33 M³ Approximately 28 Ton Bin
With Springs, Steering & Brakes



**MANUFACTURED AND
DISTRIBUTED BY**

**40 MOONTA ROAD
KADINA SOUTH AUSTRALIA 5554**

Phone 08 8821 1196

Fax 08 8821 2774

**Web www.vennings.com.au
Email info@vennings.com.au**

GALVANISED CHASER BINS

27 CUBIC METRES (Approximately 22 Ton)



CHASER BIN FEATURES AND OPTIONS



CHASSIS	Manufactured from Heavy Duragal Channel and RHS.
BIN BODY	Manufactured from 1.5 mm Galvanised butt welded sheet steel.
AXLES	Axles are New heavy duty 10 stud with a 30 ton weight rating.
TYRES	Recommended on New Tractor Tyres 30.5 x 32 18 ply with New rims other sizes and options available.
PTO / HYD DRIVE	PTO Drive with slip clutch, 540 RPM drive standard or optional 1000 RPM Drive, Heavy Duty Gear box with 1" drive sprockets. Hydraulic drive also available (If sufficient oil supply).
TRACTOR	Recommend a minimum of 150 H/P front wheel assist.
DISCHARGE AUGER	Fitted with hydraulic raise & lower and folding chute. Standard with 15" Auger with a discharge rate up to 5 ton per minute. Optional 18" auger with a discharge rate greater than 6 ton per minute.
DISCHARGE HEIGHT	Minimum 4.5m
BIN HEIGHT	3.3m
CLEAN OUT	Removable full length slide out floor and trap door for easy cleaning.
SWEEP FLIGHT COVER	Hydraulic ram controlled shut off doors cover auger flight allowing bin to be unloaded at any speed.
FOLDING CHUTE	Hydraulic ram controlled folding chute on end of discharge auger (pictured next page below).
LED WORK LIGHT	1200 Lumen LED Work light mounted by the discharge spout (pictured next page).
SIGNS & LIGHTS	Fitted with over size sign, revolving light and LED stop tail & turning lights (pictured next page).
DROP SPOUT	Optional Drop Spout Tube or hose for filling sheep feeders, auger hoppers etc.
SCALES	Optional scales with .05% accuracy. Two weigh cells under the axle (pictured next page) & one at the tow hitch.
QUAD VIEW CAMERA	Optional 9" Quad view monitor with 3 Camera's mounted on the Bin, one on the end of discharge chute, one inside the bin and one at the rear of the bin.



27 M³ Bin with auger folded fitted with standard hydraulic folding discharge chute

Bin fitted with LED Turning & Brake lights, Revolving Light and oversize sign

Heavy Duty Gearbox with 1" Drive Sprockets



Optional scales with .05% accuracy. Two weigh cells under the axle

Load cell mounted to adjustable height tow hitch

Hydraulic folding adjustable spout with 1200 lumen LED work light



Full length removable cleanout floor bar

Hydraulic controlled shut off doors cover sweep flight

2 x shut off door indicators on front of bin

Optional Drop Spout Hose for filling Sheep Feeders etc

2 Large viewing windows in the front of the bin

Other Chaser Bins in Our Range



15 M³ Approximately 12 Ton Bin Fixed Axle

27 M³ Approximately 22 Ton Bin Fixed Axle

33 M³ Approximately 28 Ton Bin Fixed Axle

46 M³ Approx. 33 Ton Bin with Springs, Steering & Brakes



MANUFACTURED AND DISTRIBUTED BY

40 MOONTA ROAD
KADINA SOUTH AUSTRALIA 5554
Phone 08 8821 1196
Web www.vennings.com.au
Email info@vennings.com.au

Visit webpage



GALVANISED CHASER BINS

33 CUBIC METRES (Approximately 28 Ton)



CHASER BIN FEATURES AND OPTIONS



CHASSIS	Manufactured from Heavy Channel and RHS.
BIN BODY	Manufactured from 1.5 mm Galvanised butt welded sheet steel.
AXLES	Axles are New heavy duty 10 stud with a 30 ton weight rating.
TYRES	New tractor tyres 30.5 x 32 18 ply with new rims other sizes and tyre options are available.
PTO / HYD DRIVE	PTO Drive with slip clutch, 540 and 1000 RPM drives are standard. Heavy duty gear box with 1" drive sprockets. Hydraulic drive available (only if sufficient oil flow and pressure). Recommend a minimum of 200-250 H/P front wheel assist.
TRACTOR	
DISCHARGE AUGER	18" with discharge rate up to 6 ton per minute.
FOLDING CHUTE	Auger is fitted with hydraulic raise & lower and folding chute. (pictured next page below).
DISCHARGE HEIGHT	Minimum 4.5m
BIN HEIGHT	3.3m
CLEANOUT	Removable full length slide out floor and auger trap door for easy cleaning.
SWEEP FLIGHT COVER	Hydraulic ram controlled shut off doors cover auger flight allowing bin to be unloaded at any speed.
LED WORK LIGHT	1200 lumen LED work light mounted by the discharge spout.
SIGNS & LIGHTS	Fitted with over size sign, LED revolving light, stop tail & turning lights (pictured next page).
DROP SPOUT	Optional drop spout tube or hose for filling sheep feeders, auger hoppers etc.
QUAD VIEW CAMERA	Optional 9" quad view monitor with 3 camera's mounted on the bin, one on.



33 M³ Bin with auger folded fitted with standard hydraulic folding discharge chute

Bin fitted with LED Turning & Brake lights, Revolving Light and oversize sign

Heavy Duty Gearbox with 1" Drive Sprockets



Optional scales with .05% accuracy. Four weigh cells under the axles

Load cell mounted to adjustable height tow hitch

Hydraulic folding adjustable spout with 1200 lumen LED work light



Full length removable cleanout floor bar

Hydraulic controlled shut off doors cover sweep flight

2 x shut off door indicators on front of bin

Optional Drop Spout Hose for filling Sheep Feeders etc

2 Large viewing windows in the front of the bin

Other Chaser Bins in Our Range



15 M³ Approximately 12 Ton Bin Fixed Axle

27 M³ Approximately 22 Ton Bin Fixed Axle

33 M³ Approximately 28 Ton Bin Fixed Axle

46 M³ Approximately 33 Ton Bin with Springs, Steering & Brakes



MANUFACTURED AND DISTRIBUTED BY

40 MOONTA ROAD
KADINA SOUTH AUSTRALIA 5554
Phone 08 8821 1196
Web www.vennings.com.au
Email info@vennings.com.au

Visit webpage



GALVANISED CHASER BIN

WITH SPRINGS, STEERING AXLE AND BRAKES


46 CUBIC METRES (Approximately 33 Ton)

Illustrated 46M³ bin with rocker springs, optional fire fighter kit & high sided top



CHASER BIN FEATURES AND OPTIONS

CHASSIS	Manufactured from heavy channel and RHS.
BIN BODY	Manufactured from 1.5 mm galvanised butt welded sheet steel.
AXLES	Axles are new heavy duty 10 stud 150mm square with a 40 ton weight rating
TYRES	New tractor tyres 30.5 x 32 18 ply with new rims other sizes and tyre options are available.
PTO / HYD DRIVE	PTO Drive with slip clutch, 540 and 1000 RPM drives are standard. Heavy duty gear box with 1" drive sprockets. Hydraulic drive available (only if sufficient oil flow and pressure). Recommend a minimum of 200-250 H/P front wheel assist.
TRACTOR	
DISCHARGE AUGER	18" with discharge rate up to 6 ton per minute.
FOLDING CHUTE	Auger is fitted with hydraulic raise & lower and folding chute. (pictured next page below).
DISCHARGE HEIGHT	Minimum 4.5m
BIN HEIGHT	3.3m
CLEANOUT	Removable full length slide out floor and auger trap door for easy cleaning.
SWEEP FLIGHT COVER	Hydraulic ram controlled shut off doors cover auger flight allowing bin to be unloaded at any speed.
LED WORK LIGHT	1200 lumen LED work light mounted by the discharge spout.
SIGNS & LIGHTS	Fitted with over size sign, LED revolving light, stop tail & turning lights (pictured next page).
DROP SPOUT	Optional drop spout tube or hose for filling sheep feeders, auger hoppers etc.
QUAD VIEW CAMERA	Optional 9" quad view monitor with 3 camera's mounted on the bin, one on the end of discharge chute, one inside the bin and one at the rear of the bin.



Fitted with Extra Heavy Duty 9 Leaf 100 x 16mm Sprung Pivoting Steering, Braked Axles

Hydraulic rams fitted to rear axle to allow bin to be reversed into sheds etc.



46 M³ Bin with auger folded fitted with standard hydraulic folding discharge chute

Bin fitted with LED Turning & Brake lights, Revolving Light and oversize sign

Hydraulic folding adjustable spout with 1200 Lumen LED work light



Full length removable cleanout floor bar

Hydraulic controlled shut off doors cover sweep flight

2 x shut off door indicators on front of bin

Optional Drop Spout Hose for filling Sheep Feeders etc

2 Large viewing windows in the front of the bin

Other Chaser Bins in Our Range



15 M³ Approximately 12 Ton Bin Fixed Axle

27 M³ Approximately 22 Ton Bin Fixed Axle

33 M³ Approximately 28 Ton Bin Fixed Axle

46 M³ Approximately 33 Ton Bin with Springs, Steering & Brakes



MANUFACTURED AND DISTRIBUTED BY

40 MOONTA ROAD
KADINA SOUTH AUSTRALIA 5554
Phone 08 8821 1196
Fax 08 8821 2774

Web www.vennings.com.au
Email info@vennings.com.au

Visit webpage

